



THE SUPER 60 SERIES



SUPER 69-D



SUPER 67-A


OPERATIONAL DETAILS FOR 60 SERIES DUSTLESS CLEANING

The seed falls from the hopper in a uniform layer across the full width of the short scalper screen and heavy trash is removed and discharged ahead of the two full length screens. The commodity then drops to the top screen for a closer scalping separation. After the seed passes through the top screen it goes over the bottom sifting screen which takes out sand and small, immature kernels. When the seed falls from the hopper it passes through an air leg connected to one of the top suction fans to remove dust and light chaffy material. After the bottom screen separation, the commodity

enters the vertical air column of the Bottom Blast Fan for a final, accurate air separation by weight to select only the choice, plump, full-weight kernels. A variable speed drive for the bottom fan permits a very fine adjustment for this final air separation. The top fan, which is synchronized with the Bottom Blast Fan, then carries the light-weight foreign material and dust to the dust house or cyclone collector. The heavier material removed settles in the settling chamber. The cleaned seed discharges across the full width of the cleaner from an opening under the cleaner.

SPECIFICATIONS and CAPACITIES

Model number	67-A	67-D	69-A	69-D	68-A	68-D
Screen size (inches)	34 x 42	34 x 42	42 x 60	42 x 60	54 x 60	54 x 60
Seeds bu. per hr.	30-50	30-50	60-80	60-80	75-100	75-100
Seed grain bu. per hr.	50-100	50-100	100-150	100-150	125-200	125-200
Grain bu. per hr.	75-150	75-150	200-300	200-300	250-400	250-400
Number of screens in cleaner	2 Reg. 1 Scalp.	2 Reg. 1 Scalp.	2 Reg. 1 Scalp.	2 Reg. 1 Scalp.	2 Reg. 1 Scalp.	2 Reg. 1 Scalp.
Number of screens furnished	12	12	12	12	12	12
Height to top of hopper	75"	80"	81"	86"	81"	86"
Extreme length	86"	99"	125"	124"	125"	124"
Extreme width	62"	62"	72"	72"	84"	84"
Width between sills	38"	38"	46"	46"	58"	58"
Height to drive shaft	24"	62"	26"	67"	26"	67"
Speed of drive pulley (R.P.M.)	410	900	410	900	410	900
Horsepower required	1½	5	3	7½	3	10
Shipping weight (lbs.)	1500	2000	2175	2750	2400	3200



**MODEL 167-D with
13 foot Tandem Elevators** ➔


Models 67-A and 67-D are both adaptable to the very efficient 100 Series tandem elevator application fully described on the 100 Series page. The 167-D, shown at

the right, is the most popular model using this special arrangement. Read about it—it may be exactly what you are looking for.


THE SUPER 60 SERIES

Grain, Bean and Pea Cleaners

Each of these models are built with the unique screen arrangement illustrated below, wherein a short scalper (pitched away from the cleaner) rapidly removes excessive trash ahead of the two full length finishing screens. **This design is especially recommended for precise cleaning of Grains, Beans and Peas for seed stock.**



Note cleaned seed discharge through Bottom Blast air column.



SUPER 67-D

In this 60 Series the letter "D" following the model number denotes dustless or top fans construction — "A" denotes single fan construction.

The last digit in the number indicates the width of screens — 8 = 54 x 60 inch frame, 9 = 42 x 60 inch frame and 7 = 34 x 42 inch frame.

Dustless construction in this series incorporates the use of two powerful top suction fans. The right fan draws air up and through the seed as it discharges from the hopper. The light trash is quickly pulled out and away from the cleaner to the dust collector. The left fan synchronizes with the Bottom Blast Fan to remove the fine dust raised by the finished cleaning operation.

The precise air adjustments mentioned are fast and simple to make.

This Super 60 Series contains the following six models:

2 full length screens and 1 short scalper screen — dustless	2 full length screens and 1 short scalper screen — single fan
68-D	68-A
69-D	69-A
67-D	67-A

Standard equipment on each of these models includes the following Clipper features:

- Clipper Bottom Blast Fan controlled by the variable air regulator
- Adjustable Pitch on full length screens for determining the speed of the seed travel over the screens
- Double Traveling Screen Brushes under each screen to automatically keep screens clean
- Instant Acting Brush Adjustment to compensate for bristle wear
- Anti-Friction Bearings throughout (ball bearing eccentrics and main bearings)
- V-belt Drives
- No. 80 Roller Chain Brush Drive.

See other side for other illustrations and complete specifications